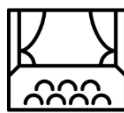


SKILLS DEVELOPED

Year 10 Survival Top Tips	
Tip 1	Enjoy it!
Tip 2	State the obvious
Tip 3	Be imaginative
Tip 4	Believe in yourself
Tip 5	Take on board teacher feedback to improve your grades.




Move on to Year 11
★★★★★
Start Revision
★★★★★
Next Level
★★★★★

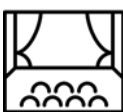
- **Devising from a Stimulus Performance and coursework (30% of GCSE)**
 - Finalising and performing Creative piece
 - Diary/Log of rehearsals and devising decisions



- **Devising from a Stimulus – Exam**
 - Exploration of Exam Paper
 - Research
 - Research section of coursework completed



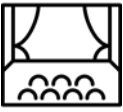
- **Mock Devising. Hillsborough project**
 - Create from stimulus
 - Practitioner influence
 - Perform in front of an audience



- **Introduction to Devising Drama**
 - Devising from a Stimulus
 - Structure
 - Drama conventions and techniques
 - Characterisation and Setting



- **Written Exam Section B**
- **SEE A SHOW (1 lesson a week)**
 - Introduction to Live Theatre
 - Review
 - Watching Live Theatre
 - Acting aspects
 - Technical Aspects
 - Design Aspects



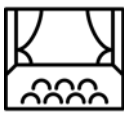
- **Written Exam Section A**
- **BLOOD BROTHERS (1 lesson a week)**
 - Introduction to the text
 - Exploring Characters
 - Exploring Important Moments
 - Exploring Staging



CURRICULUM OVERVIEW

SKILLS TAUGHT ACROSS DRAMA

- 1) SCRIPT ANALYSIS
- 2) LIVE THEATRE ANALYSIS
- 3) PERFORMANCE SKILLS
- 4) DEVISING SKILLS



Welcome

CURRICULUM OVERVIEW